

# Ceiling unit Mono-split



# Selection guide

Primary R32  
(Ceiling unit / Console)






Primary R410A  
(Ceiling unit / Console)



Utopia Prime  
(Ceiling unit)



NEW

	Primary R32 (Ceiling unit / Console)	Primary R410A (Ceiling unit / Console)	Utopia Prime (Ceiling unit) <span style="border: 1px solid black; border-radius: 50%; padding: 2px;">NEW</span>
			
Coolant	R32	R410A	R410A or R32
Applications	Business Public	Business Public	Business Public
Rated power, cooling (kW)	6.5 8.6 9.8 12.7 14.0 12.1 13.7 16.3	6.7 10.2 12.0 12.8 14.4	7.1 10.0 12.5 14.0
Supply voltage	Single phase (3 / 4 / 5 / 6 Hp) Triple phase (5 / 6 / 6.5 Hp)	Single phase (3 / 4 Hp) Triple phase (5 / 6 / 6.5 Hp)	Single phase (full power) Triple phase (4 / 5 / 6 Hp)
COP	3.78	3.46	4.12
Heating/cooling energy classes	A+ / A++	A / A+	A / A+
Cooling up to	-15°C	-15°C	-15°C
Heating up to	-15°C	-15°C	-20°C
Max. length/level difference (m) outdoor unit to indoor unit	50 / 30	50 / 30	75 / 30



# Primary R32 (Ceiling unit / Console)

Best value for money



## Versatile: unit can be floor or ceiling-mounted

The Primary Hitachi console can be either floor or ceiling-mounted, allowing the user to choose the most suitable location in the room for the best heating comfort. (Fig. 1)

### NEW Versatile

Up to 8 indoor units connected to a single remote control (with HDBA21NEWH + HCWA21NEHH). See diagrams on p. 204.

## Guaranteed efficiency

The performance of our Primary ceiling unit range is guaranteed in Heating mode up to an outside temperature of -15°C. DC Inverter technology precisely adjusts the power needed to heat a public space, and ensures the comfort and durability of the system.

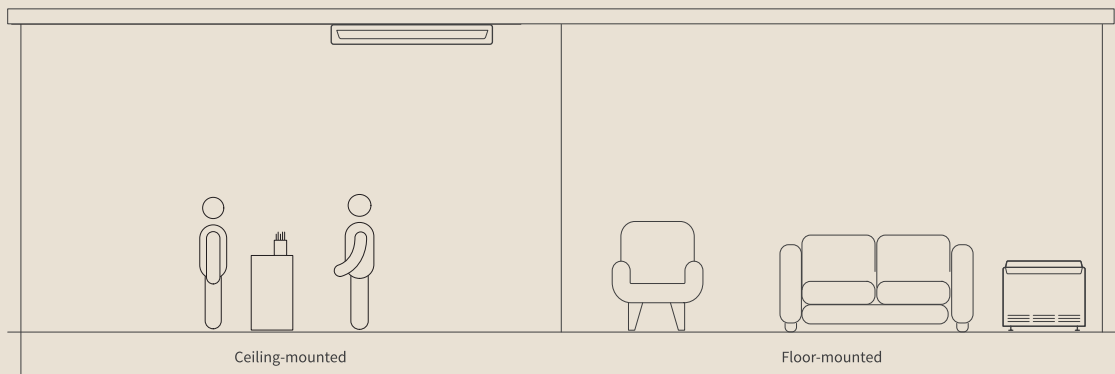
## Designed for compact public applications

The unit has free contacts as standard to issue error reports or remotely stop/start the system. Ideal for installation in a technical room.

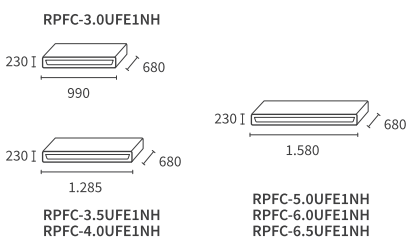
## Fresh air inlet

The optional fresh air inlet improves indoor air quality.

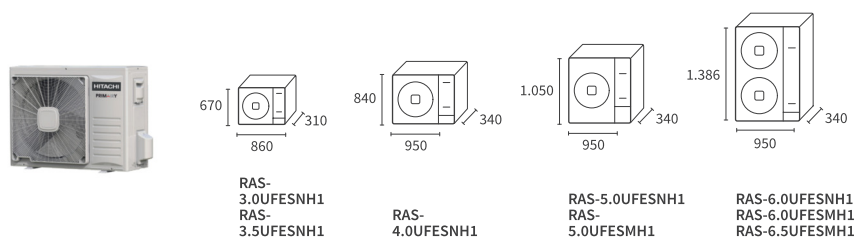
Fig. 1



### Indoor units



### Outdoor units



## Primary R32 (ceiling unit / console)

Performance, cooling	Unit	6.50kW	8.60kW	9.80kW	12.70kW	14kW	12.10kW	13.89kW	16.90kW	
		3 Hp	3.5 Hp	4 Hp	5 Hp	6 Hp	5 Hp	6 Hp	6.5 Hp	
Rated power, cooling (min-max)	kW	6.50 (2.45 - 7.85)	8.60 (4.00 - 9.20)	9.80 (3.50 - 11.00)	12.70 (3.30 - 13.20)	14.00 (3.10 - 16.10)	12.10 (3.30 - 13.20)	13.76 (3.10 - 16.10)	16.30 (3.30 - 18.00)	
Rated power input Cooling (min-max)	kW	1.94	2.95	3.75	4.53	5.15	4.40	5.00	6.82	
EER	-	3.35	2.92	2.61	2.80	2.72	2.75		2.39	
Energy class Cooling	-	A+	A++	A+						-
SEER (average climate) / Etas	-	5.81	6.10	5.87	5.93 / 234%	5.45 / 215%	5.70 / 225%	5.33 / 210%	5.30 / 209%	
Annual power consumption	kWh/year	391	509	585	709	899	803	940	876	
Guaranteed performance Cooling for outdoor Temp°	°C	-15°C / +48°C								
<b>Performance, heating</b>										
Rated power, heating (min-max)	kW	7.35 (2.20 - 8.70)	8.70 (3.50 - 9.50)	10.50 (3.32 - 12.00)	13.30 (3.00 - 14.60)	16.50 (3.60 - 18.00)	13.50 (3.00 - 14.60)	16.59 (3.60 - 18.00)	18.00 (3.00 - 19.00)	
Power at full charge at -7°C <sup>(1)</sup>	kW	4	5.6	6.5	8.4	10	8.4	10	11.1	
Rated power input Heating (min-max)	kW	2.07	2.30	3.65	4.04	5.40	4.17	4.85	6.82	
COP	-	3.55	3.78	2.88	3.29	3.06	3.24	3.42	2.64	
Energy class Heating	-	A+		A						-
SCOP (average climate) / Etas	-	4.01	4.10	3.82	3.78 / 148%	3.68 / 144%	3.78 / 148%	3.55 / 139%	3.78 / 148%	
Annual power consumption	kWh/year	2168	2192	2825	3133	4887	3868	5015	4509	
Guaranteed performance Cooling for outdoor Temp°	°C	-15°C / +24°C								
<b>Indoor units</b>										
		<b>RPFC-3.0UFE1NH</b>	<b>RPFC-3.5UFE1NH</b>	<b>RPFC-4.0UFE1NH</b>	<b>RPFC-5.0UFE1NH</b>	<b>RPFC-6.0UFE1NH</b>	<b>RPFC-5.0UFE1NH</b>	<b>RPFC-6.0UFE1NH</b>	<b>RPFC-6.5UFE1NH</b>	
Sound pressure in Cooling mode (pv / mv / gv)	dB(A)	44 / 48 / 51	43 / 48 / 54	51 / 52 / 54	48 / 51 / 54	46 / 52 / 58	48 / 51 / 54	46 / 52 / 58	48 / 53 / 56	
Sound pressure in Cooling mode	dB(A)	65	65	65	68	75	68	75	74	
Airflow in Cooling mode (pv / mv / gv)	m <sup>3</sup> /h	800 / 950 / 1100	900 / 1120 / 1450	1300 / 1500 / 1700	1600 / 1800 / 2000	1200 / 1600 / 2000	1600 / 1800 / 2000	1200 / 1600 / 2000	1500 / 1700 / 2000	
Dehumidification	l/h	1.95	3.20	4.40	5.30	6.00	5.30	6.00	6.40	
Dimensions (H x L x D)	mm	230 x 990 x 680		230 x 1285 x 680			230 x 1580 x 680			
Net weight of box	kg	30	37		48					
Condensing pump, optional	-	P26(E)-2			P26(E)-3					
Condensate outlet diameter (ext.)	mm				32					
Air filter	-	included								
Power supply	V/Ph/Hz	230V / 1Ph / 50Hz								
Remote control	-	Infrared included (HRBA31NEGH)								
<b>Outdoor units</b>										
		<b>RAS-3.0UFESNH1</b>	<b>RAS-3.5UFESNH1</b>	<b>RAS-4.0UFESNH1</b>	<b>RAS-5.0UFESNH1</b>	<b>RAS-6.0UFESNH1</b>	<b>RAS-5.0UFESMH1</b>	<b>RAS-6.0UFESMH1</b>	<b>RAS-6.5UFESMH1</b>	
Sound pressure in Cooling mode	dB(A)	54		58			62			
Sound pressure in Cooling mode	dB(A)	69	70		76			80		
Airflow (cooling)	m <sup>3</sup> /h	3150		3800	5800	6300	5800	6300		
Dimensions (H x L x D)	mm	670 x 860 x 310		840 x 950 x 340	1050 x 950 x 340	1386 x 950 x 340	1050 x 950 x 340	1386 x 950 x 340		
Net weight	kg	49.0		70.0	85.0	101.5	85.0	101.5	109.0	
Compressor	-	Inverter rotary unit								
<b>Cooling properties</b>										
Diameter of pipes (Liq / Gas)	inches	3/8" / 5/8"			3/8" / 3/4"					
Initial coolant fill	kg/TeqCO2	1.40 / 0.95	1.45 / 0.98	2.00 / 1.35	2.50 / 1.69	3.00 / 2.03	2.50 / 1.69	3.00 / 2.03	3.40 / 2.30	
Prefilled for	m					5				
Max. pipe length	m	30				50				
Added coolant	g/m					28				
Max. level difference (outdoor unit above / outdoor unit below)	m	15 / 15				30 / 30				
Coolant	-	R32								
<b>Electrical features, outdoor unit</b>										
Power supply	V/Ph/Hz	230V / 1Ph / 50Hz				400V / 3Ph / 50Hz				
Max. current	A	18.1	18.0	22.5	28.2	30.0	11.6	12.6	13.6	
Cable width (EN 60 335-1)	mm <sup>2</sup>	3 x 2.5		3 x 4	3 x 6		5 x 2.5			
Indoor/outdoor connection (protected)	mm <sup>2</sup>	4 x 1.5								
<sup>(1)</sup> Data includes defrosting.										
<b>Retail price per unit excluding taxes (+eco part.)</b>										
<b>Indoor unit (IR remote control included HRBA31NEGH)</b>	-	<b>RPFC-3.0UFE1NH</b>	<b>RPFC-3.5UFE1NH</b>	<b>RPFC-4.0UFE1NH</b>	<b>RPFC-5.0UFE1NH</b>	<b>RPFC-6.0UFE1NH</b>	<b>RPFC-5.0UFE1NH</b>	<b>RPFC-6.0UFE1NH</b>	<b>RPFC-6.5UFE1NH</b>	
		€1,332	€1,388	€1,444	€1,587	€1,799	€1,587	€1,799	€1,921	
<b>External unit</b>		<b>RAS-3.0UFESNH1</b>	<b>RAS-3.5UFESNH1</b>	<b>RAS-4.0UFESNH1</b>	<b>RAS-5.0UFESNH1</b>	<b>RAS-6.0UFESNH1</b>	<b>RAS-5.0UFESMH1</b>	<b>RAS-6.0UFESMH1</b>	<b>RAS-6.5UFESMH1</b>	
	€+6.67	€2,659	€2,995	€3,297	€3,914	€4,445	€3,960	€4,507	€4,815	
<b>Price for whole set Indoor unit + outdoor unit</b>	€+6.67	<b>€3,991</b>	<b>€4,383</b>	<b>€4,741</b>	<b>€5,501</b>	<b>€6,244</b>	<b>€5,547</b>	<b>€6,306</b>	<b>€6,736</b>	

Eco-participation is a net unit amount excluding taxes and is not discountable. It is added to the net price. The bundle includes: the cassette and its panel, the wired remote control or infrared with receiver, the outdoor unit.

## Compatible controls and accessories



Wired programmable remote control  
HCWA21NEHH  
Price plus taxes: €170



Condensate drainage pump  
P26(E)-2 (3; 3,5; 4Hp) / P26(E)-3 (5; 6; 6.5Hp)  
Price plus taxes: €100



H-Link interface  
HCAA01NEWI  
Price plus taxes: €260



Infrared remote control  
HRBA31NEGH  
Included



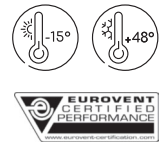
Adapter  
HDBA21NEWH  
Price plus taxes: €60

Discover Primary



# Primary R410A (ceiling unit / Console)

Best value for money



## Versatile: unit can be floor or ceiling-mounted

The Primary Hitachi console can be either floor or ceiling-mounted, allowing the user to choose the most suitable location in the room for the best air conditioning comfort. (Fig. 1)

### **NEW** Versatile

Up to 8 indoor units connected to a single remote control (with HDBA21NEWH + HCWA21NEHH). See diagrams on p. 204.

## Guaranteed efficiency

The performance of our Primary ceiling unit range is guaranteed in Heating mode up to an outside temperature of -15°C. DC Inverter technology precisely adjusts the power needed to heat a public space, and ensures the comfort and durability of the system.


## Designed for compact public applications

The unit has free contacts as standard to issue error reports or remotely stop/start the system. Ideal for installation in a technical room.

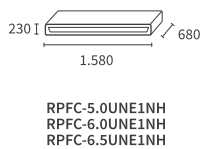
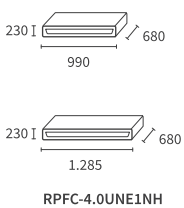
## Fresh air inlet

The optional fresh air inlet improves indoor air quality.

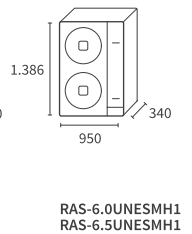
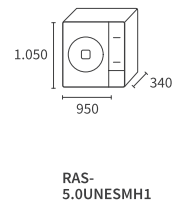
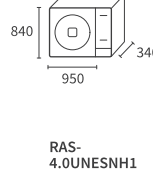
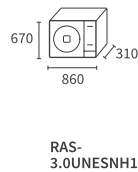
Fig. 1



### Indoor units



### Outdoor units



## Primary R410A (Ceiling/Console unit)

		6.75kW	10.23kW	12.05kW	12.86kW	14.42kW
<b>Performance, cooling</b>						
Rated power, cooling (min-max)	kW	6.75 (2.70-7.85)	10.23 (2.80 - 11.00)	12.05 (3.30 - 13.20)	12.86 (3.10-16.10)	14.42 (4.98-18.00)
Rated power input cooling	kW	2.16	3.68	4.19	4.62	5.49
EER	-	3.12	2.78	2.48	3.03	2.68
Energy class Cooling	-	A+			-	
SEER (average climate) / Etas	-	5.79	6.07	5.41 / 213%	5.99 / 236%	5.90 / 233%
Annual power consumption	kWh/year	426	589	803	772	876
Guaranteed performance Cooling for outdoor Temp°	°C	-15°C / +48°C				
<b>Performance, heating</b>						
Rated power, heating (min-max)	kW	8.20 (2.77 - 9.20)	11.25 (3.32 - 12.00)	14.00 (3.00 - 14.60)	16.12 (3.30 - 18.00)	17.58 (5.20 - 21.00)
Power at full charge at -7°C <sup>(1)</sup>	kW	5.64	7.75	9.58	11.04	12.02
Rated power input heating	kW	2.39	3.75	4.50	5.15	6.39
COP	-	3.46	3.38	3.41	3.42	3.23
Energy class Heating	-	A			-	
SCOP (average climate) / Etas	-	3.85	3.80	3.77 / 148%	3.78 / 149%	3.68 / 149%
Pdesignh	kW	5.68	8.60	9.93	12.40	11.12
Annual power consumption	kWh/year	2001	2984	3868	4399	4509
Guaranteed performance in Heating mode for outside Temp°	°C	-15°C / +24°C				
<b>Indoor units</b>						
		<b>RPFC-3.0UNE1NH</b>	<b>RPFC-4.0UNE1NH</b>	<b>RPFC-5.0UNE1NH</b>	<b>RPFC-6.0UNE1NH</b>	<b>RPFC-6.5UNE1NH</b>
Sound pressure in Cooling mode (pv / mv / gv)	dB(A)	45 / 48 / 51	49 / 51 / 52	47 / 50 / 52	42 / 48 / 53	47 / 50 / 53
Sound pressure in Cooling mode	dB(A)	64	65	67	68	68
Airflow in Cooling mode (pv / mv / gv)	m³/h	852 / 976 / 1100	1000 / 1300 / 1600	1550 / 1700 / 1850	1700 / 1900 / 2000	
Dehumidification	l/h	1.8	2.5	3.2	4.0	4.5
Dimensions (H x L x D)	mm	230 x 990 x 680				
Front panel dimensions (H x W x D)	mm	37 x 950 x 950				
Net weight of box	kg	30	37	48	48	50
Condensing pump	-	P26(E)-2			P26(E)-3	
Condensate outlet diameter (ext.)	mm	32				
Air filter	-	included				
Power supply	V/Ph/Hz	230V / 1Ph / 50Hz				
Remote control	-	Infrared included (HRBA31NEGH)				
<b>Outdoor units</b>						
		<b>RAS-3.0UNESNH1</b>	<b>RAS-4.0UNESNH1</b>	<b>RAS-5.0UNESMH1</b>	<b>RAS-6.0UNESMH1</b>	<b>RAS-6.5UNESMH1</b>
Sound pressure in Cooling mode	dB(A)	53	56	62		67
Sound pressure in Cooling mode	dB(A)	69	70	76		80
Airflow (cooling)	m³/h	3000	3500	5800		6300
Dimensions (H x L x D)	mm	670 x 860 x 310	840 x 950 x 340	1050 x 950 x 340		1386 x 950 x 340
Net weight	kg	51.0	70.0	85.0	101.5	109.0
Compressor	-	Inverter rotary unit				
<b>Cooling properties</b>						
Diameter of pipes (Liq / Gas)	inches	3/8" / 5/8"			3/8" / 3/4"	
Initial coolant fill	kg	1.70	2.80	3.20	3.78	3.95
Prefilled for	m	5				
Max. pipe length	m	50				
Added coolant	g/m	35				
Max. level difference (outdoor unit above / outdoor unit below)	m	30 / 30				
Coolant	-	R410A				
<b>Electrical features, outdoor unit</b>						
Power supply	V/Ph/Hz	230V / 1Ph / 50Hz			400V / 3Ph / 50Hz	
Max. current	A	18.1	22.5	11.6		
Cable width (EN 60 335-1)	mm²	3 x 2.5	3 x 4	5 x 2.5		
Indoor/outdoor connection (protected)	mm²	4 x 1.5				

<sup>(1)</sup> Data includes defrosting.

<b>Retail price per unit excluding taxes (+eco part.)</b>						
<b>Indoor unit (IR remote control included HRBA31NEGH)</b>	-	<b>RPFC-3.0UNE1NH</b>	<b>RPFC-4.0UNE1NH</b>	<b>RPFC-5.0UNE1NH</b>	<b>RPFC-6.0UNE1NH</b>	<b>RPFC-6.5UNE1NH</b>
		€1,360	€1,474	€1,621	€1,837	€1,962
<b>External unit</b>		<b>RAS-3.0UNESNH1</b>	<b>RAS-4.0UNESNH1</b>	<b>RAS-5.0UNESMH1</b>	<b>RAS-6.0UNESMH1</b>	<b>RAS-6.5UNESMH1</b>
	€+6.67	€2,624	€3,366	€4,043	€4,602	€4,917
<b>Price for whole set Indoor unit + outdoor unit</b>	€+6.67	<b>€3,984</b>	<b>€4,840</b>	<b>€5,664</b>	<b>€6,439</b>	<b>€6,879</b>

Eco-participation is a net unit amount excluding taxes and is not discountable. It is added to the net price. The bundle includes: the cassette and its panel, the wired remote control or infrared with receiver, the outdoor unit.

## Compatible controls and accessories



Wired programmable remote control  
HCWA21NEHH  
Price plus taxes: €170



Condensate drainage pump  
P26(E)-2 (3 ; 3,5 ; 4Hp) / P26(E)-3 (5 ; 6 ; 6.5Hp)  
Price plus taxes: €100



H-Link interface  
HCAA01NEWI  
Price plus taxes: €260



Infrared remote control  
HRBA31NEGH  
Included



Adapter  
HDBA21NEWH  
Price plus taxes: €60

Discover Primary



# Utopia Prime ceiling unit

A R410 or R32 solution to meet the toughest technical restrictions



## Compactness

Outdoor units are exceptionally compact, with a footprint of 0.23m<sup>2</sup>.

## Easy to install


We have a number of solutions to help your installation:

- Choice of supply voltage
- Extensive range of functions
- Extra long pipes
- Start/Stop contacts and fault reports
- Compatible with all System Free control systems

## Energy-saving

The motion sensor (optional) automatically optimizes the level of comfort while limiting the energy consumption in rooms only occupied occasionally. It continuously analyzes thermal disparities as well as the presence of people in the room, adjusting its setting temperature (down to 2°C), fan speed, and airflow direction to suit.

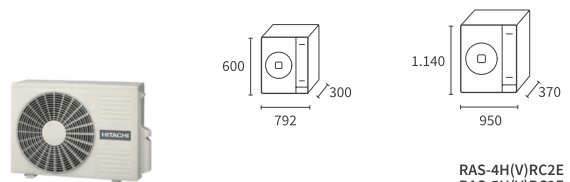
### Indoor units



RPC-3.0FSR

RPC-4.0FSR  
RPC-5.0FSR  
RPC-6.0FSR

### Outdoor units



RAS-3HVR2

RAS-4H(V)RC2E  
RAS-5H(V)RC2E  
RAS-6H(V)RC2E  
RAS-4H(V)NC2E  
RAS-5H(V)NC2E  
RAS-6H(V)NC2E



# Utopia Prime ceiling unit

Provisional data









		R32 fluid				R410A fluid		
		7.1kW	10KW	12.5KW	14KW	10KW	12.5KW	14KW
<b>Performance, cooling</b>		3 Hp	4 Hp	5 Hp	6 Hp	4 Hp	5 Hp	6 Hp
Rated power, cooling (min-max)	kW	7.10	10.00	12.50	14.00	10.00	12.50	14.00
Rated power input cooling	kW	2.29	3.25	4.60	5.49	3.25	4.60	5.49
EER	-	3.10	3.08	2.72	2.55	3.08	2.72	2.55
Seasonal energy class Cooling	-	A				A		
SEER (average climate)	-	5.29	5.02(V) - 4.93	5.74(V) - 5.71	5.56(V) - 5.53	5.02(V) - 4.93	5.74(V) - 5.71	5.56(V) - 5.53
Guaranteed performance Cooling for outdoor Temp <sup>(3)</sup>	°C	-15°C / +46°C (DB)				-15°C / +46°C (DB)		
<b>Performance, heating</b>								
Rated power, heating (min-max)	kW	8.00	11.20	14.00	16.00	11.20	14.00	16.00
Power at -7°C*	kW	6.30	10.10	10.50	12.00	10.10	10.50	12.00
Rated power input heating	kW	2.33	2.91	3.94	4.40	2.91	3.94	4.40
COP	-	3.43	3.85	3.55	3.64	3.85	3.55	3.64
Seasonal energy class Heating	-	A+	A	-	-	A	-	-
SCOP (average climate)	-	4.13	3.90	4.00	4.05	3.90	4.00	4.05
Guaranteed performance in Heating mode for outside Temp*	°C	-20°C / +18°C (WB)				-20°C / +18°C (WB)		
<b>Indoor units</b>		RPC-3.0FSR	RPC-4.0FSR	RPC-5.0FSR	RPC-6.0FSR	RPC-4.0FSR	RPC-5.0FSR	RPC-6.0FSR
Sound pressure in Cooling mode (pressure) (pv / mv / gv1 / gv2) <sup>(2)</sup>	dB(A)	29 / 33 / 37 / 40	32 / 37 / 42 / 44	35 / 41 / 45 / 48	36 / 42 / 47 / 49	32 / 37 / 42 / 44	35 / 41 / 45 / 48	36 / 42 / 47 / 49
Sound pressure	dB(A)	56	60	64	65	60	64	65
Airflow in Cooling mode (pv / mv / gv1 / gv2)	m³/h	750 / 930 / 1110 / 1260	1020 / 1320 / 1590 / 1800	1200 / 1530 / 1860 / 2100	1260 / 1620 / 1950 / 2220	1020 / 1320 / 1590 / 1800	1200 / 1530 / 1860 / 2100	1260 / 1620 / 1950 / 2220
Condensate pump included	-	no				no		
Max. elevation	mm	600				600		
Dimensions (H x L x D)	mm	235 x 1270 x 690		235 x 1580 x 690		235 x 1580 x 690		
Weight	kg	35		41		41		
Cooling pipe diameter (Liq / Gas)	inches	3/8 - 5/8				3/8 - 5/9		
Condensate outlet diameter (ext)	mm	25				25		
Power supply	-	1~ 230V 50Hz				1~ 230V 50Hz		
Max. current	A	5				5		
Cable width (EN 60 335-1) <sup>(1)</sup>	mm²	3 x 0.75				4 x 0.75		
Remote control	-	PC-ARFP1E				PC-ARFP1E		
<b>Outdoor units</b>		RAS-3HVRC2	RAS-4H(V)RC2E	RAS-5H(V)RC2E	RAS-6H(V)RC2E	RAS-4H(V)NC2E	RAS-5H(V)NC2E	RAS-6H(V)NC2E
Sound pressure in Cooling mode (Night mode) <sup>(2)</sup>	dB(A)	48 (46)	52 (50)	53 (50)	55 (53)	52 (50)	54 (53)	55 (53)
Sound pressure	dB(A)	66	68	69	71	68	69	71
Airflow (Cooling / Heating)	m³/h	2982	4800		4800			
Dimensions (H x L x D)	mm	629 x 898 x 300		1140 x 950 x 370		1140 x 950 x 370		
Net weight	kg	48		84		86 (84)		
Compressor	-	Inverter DC rotary unit				Inverter DC rotary unit		
<b>Cooling properties</b>								
Diameter of pipes (Liq / Gas)	mm (inches)	9.52 (3/8) - 15.88 (5/8)				9.52 (3/8) - 15.88 (5/8)		
Initial coolant fill	kg	1.7		3.0		3.2		
Prefilled for	m	20				20		
Max. length	m	5				5		
Max. length / Coolant refill	m/g/m	50 / 45		75 / 45		75 / 60		
Max. level difference (outdoor unit above / outdoor unit below)	m	30 / 20				30 / 20		
Coolant	-	R32				R410A		
<b>Electrical features, outdoor unit</b>								
Power supply	-	1~ 230V 50Hz	1~ 230V 50Hz or 3N~ 400V 50Hz	2~ 230V 50Hz or 3N~ 400V 50Hz	3~ 230V 50Hz or 3N~ 400V 50Hz	1~ 230V 50Hz or 3N~ 400V 50Hz		
Max. current	A	15.8	22.5		22.5			
Cable width (EN 60 335-1) <sup>(1)</sup>	mm²	2 x 0.75	3 x 6.00 or 5 x 4.00		3 x 6.00 or 5 x 4.00			
Indoor/outdoor connection (protected)	mm²	2 x 0.75 (2)				2 x 0.75 (2)		

<sup>(1)</sup> Data is for guidance purposes only. It is the installer's responsibility to ensure that these cable widths meet the needs of the facility and current standards.  
<sup>(2)</sup> Sound levels (pressure) are measured in an anechoic chamber at 1.50 m below the unit (no ceiling under the unit), with an extraction duct at 1 m and a discharge duct at 2 m.  
<sup>(3)</sup> To ensure a cooling mode at -15°C, this option must be activated. (V) Single-phase version.  
 \* Data includes defrosting. To find out the data for your project, refer to our technical catalogs. \*\* Performance values are stated for RCI-FSR cassette units in accordance with Eurovent benchmarks.

<b>Retail price per unit excluding taxes</b>		(+eco part)	RPC-3.0FSR	RPC-4.0FSR	RPC-5.0FSR	RPC-6.0FSR	RPC-4.0FSR	RPC-5.0FSR	RPC-6.0FSR
<b>Indoor unit</b>	-	-	€2,215	€2,460	€2,810	€3,190	€2,460	€2,810	€3,190
<b>External unit</b>	<b>Single-phase</b>	€+1.67	RAS-3HVRC2	RAS-4HVRC2E	RAS-5HVRC2E	RAS-6HVRC2E	RAS-4HVNC2E	RAS-5HVNC2E	RAS-6HVNC2E
	<b>Three-phase</b>		-	€3,750	€4,200	€4,555	€3,750	€4,200	€4,555
			€3,880	€4,380	€4,875	€3,880	€4,380	€4,875	
<b>Wired remote control PC-ARFP1E</b>		-	€230				€230		
<b>Price for whole set</b>	<b>Single-phase</b>	-	€4,945	€6,440	€7,240	€7,975	€6,440	€7,240	€7,975
<b>Indoor unit + remote control + outdoor unit</b>	<b>Three-phase</b>	-	€6,570	€7,340	€8,295	€8,295	€6,570	€7,340	€8,295

Eco-participation is a net unit amount excluding taxes and is not discountable. It is added to the net price. The bundle includes: ceiling unit, wired remote control PC-ARFP1E, outdoor unit.

## controls and compatible accessories (see the tab VRF TWIN controls)

- 
**Simple wired controller**  
 PC-ARH1E  
 Price plus taxes: €180
- 
**Infrared controller**  
 PC-AWR  
 Price plus taxes: €210
- 
**Intuitive multifunction cable control**  
 PC-ARFP1E  
 Price plus taxes: €230
- 
**Remote sensor**  
 THM-R2AE  
 Price plus taxes: €60
- 
**Infrared receiver**  
 PC-ALHC1 (integrated)  
 Price plus taxes: €270  
 PC-ALHZ1 (external)  
 Price plus taxes: €330
- 
**Condensation drainage kit**  
 DDB-26 (4Hp models)  
 DDB-12L (3Hp models)  
 Price plus taxes: €25
- 
**Motion sensor**  
 SOR-NEP  
 Price plus taxes: €420
- 
**Connectors**  
 PCC-1A  
 Price plus taxes: €65